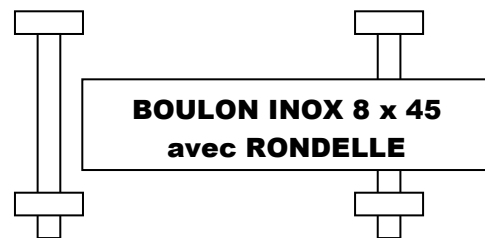
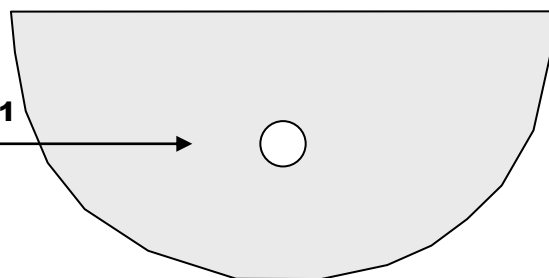


**GEODE** réf BSA  
**BRAS SUPPORT ARTICULE**




**DEMI LUNE REF STD 01**

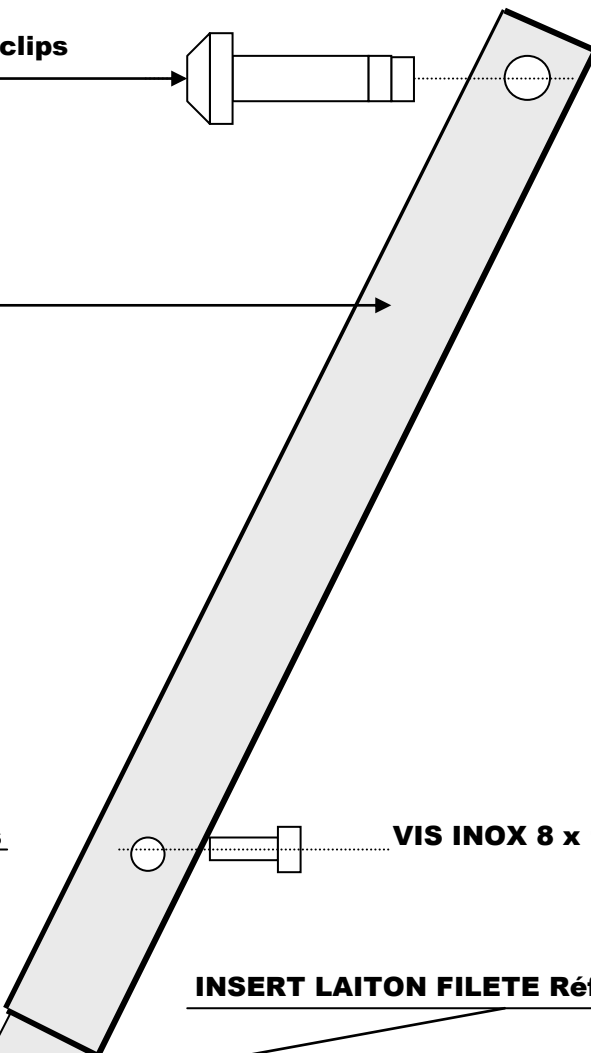
**INOX**



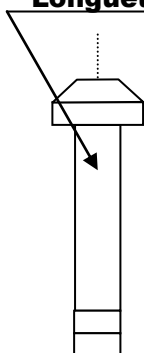
**AXE LAITON Dia 10 avec circlips**  
**Réf STD 07**



**TUBE 20 x 20 Réf STD 02**  
**INOX**



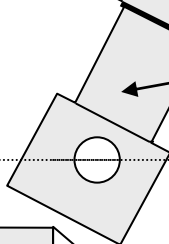
**AXE LAITON dia 12**  
**Longueur 31,4 avec circlips**  
**Réf STD 06**




**VIS INOX 8 x 16 avec rondelle**



**INSERT LAITON FILETE Réf STD 03**



**AXE LAITON Dia 10 longueur 31,4**  
**Avec circlips réf STD 13**



**CHAPPE DOUBLE ACIER TRAITE Réf STD 510**

